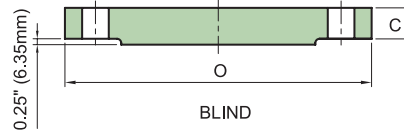
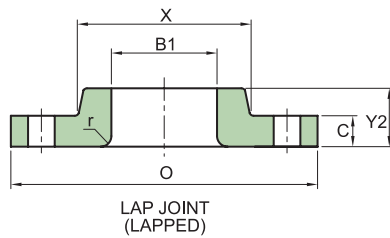
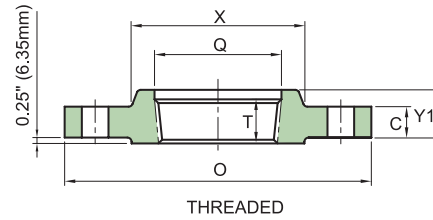
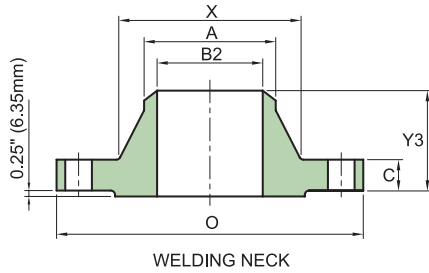


CLASS 2500 FLANGES

ANSI B 16.5 FORGED FLANGES



Unit : inch

Nominal Pipe Size	Outside Diam. of Flanges	Thk. of Flange Min.	Diam. of Hub	Hub Diam. Chamfer of W.N	LENGTH THROUGH HUB			Thread Length	BORE		Corner Radius of Bore of Lapped Flange	Counter bore Threaded Flange Min.	DRILLING				LENGTH OF STUD BOLTS		
					Threaded	Lapped	Welding Neck		Lapped	Welding Neck			Diam. of Bolt Circle	Diam. of Bolt Holes	Number of Bolts	Diam. of Bolts	Raised Face (0.25 Inch)	Male & Female or Tongue & Groove	Ring Joint
	O	C	X	A	Y1	Y2	Y3	T	B1	B2	r	Q							
1/2	5.25	1.19	1.69	0.84	1.56	1.56	2.88	1.12	0.90	To be specified by Purchaser.	0.12	0.93	3.50	0.88	4	3/4	4.75	4.50	4.75
3/4	5.50	1.25	2.00	1.05	1.69	1.69	3.12	1.25	1.11		0.12	1.14	3.75	0.88	4	3/4	5.00	4.75	5.00
1	6.25	1.38	2.25	1.32	1.88	1.88	3.50	1.38	1.38		0.12	1.41	4.25	1.00	4	7/8	5.50	5.25	5.50
1 1/4	7.25	1.50	2.88	1.66	2.06	2.06	3.75	1.50	1.72		0.19	1.75	5.12	1.12	4	1	6.00	5.75	6.00
1 1/2	8.00	1.75	3.12	1.90	2.38	2.38	4.38	1.75	1.97		0.25	1.99	5.75	1.25	4	1 1/8	6.75	6.50	6.75
2	9.25	2.00	3.75	2.38	2.75	2.75	5.00	2.00	2.46		0.31	2.50	6.75	1.12	8	1	7.00	6.75	7.00
2 1/2	10.50	2.25	4.50	2.88	3.12	3.12	5.62	2.25	2.97		0.31	3.00	7.75	1.25	8	1 1/8	7.75	7.50	8.00
3	12.00	2.62	5.25	3.50	-	3.62	6.62	-	3.60		0.38	-	9.00	1.38	8	1 1/4	8.75	8.50	9.00
4	14.00	3.00	6.50	4.50	-	4.25	7.50	-	4.60		0.44	-	10.75	1.62	8	1 1/2	10.00	9.75	10.25
5	16.50	3.62	8.00	5.56	-	5.12	9.00	-	5.69		0.44	-	12.75	1.88	8	1 3/4	11.75	11.50	12.25
6	19.00	4.25	9.25	6.63	-	6.00	10.75	-	6.75		0.50	-	14.50	2.12	8	2	13.50	13.25	14.00
8	21.75	5.00	12.00	8.63	-	7.00	12.50	-	8.75		0.50	-	17.25	2.12	12	2	15.00	14.75	15.50
10	26.50	6.50	14.75	10.75	-	9.00	16.50	-	10.92	0.50	-	21.25	2.62	12	2 1/2	19.25	19.00	20.00	
12	30.00	7.25	17.38	12.75	-	10.00	18.25	-	12.92	0.50	-	24.38	2.88	12	2 3/4	21.25	21.00	22.00	

NOTE : B = Bore size to be specified by customer